

**b and d**  
Confusion  
**Activities**

By Angelia Grimes-Graeme from [Extra Special Teaching](#)  
© 2015

## Directions

1. Highlight a Letter – Students use a highlighter to highlight the letter shown in the title.
2. B & D sort – Students cut and paste the letters B & D onto the sorting mat. For differentiation purposes, students can sort by words beginning with B & D.
3. Circle the Letter – Students look at the letter at the beginning of the row. Then students circle all of those letters in the rest of the row.
4. Follow the B or D – Students color the first letter listed at start. Continue coloring that letter to follow the path.
5. Spin for B or D – Students spin (use a spinner or a pencil and paperclip) for a B or D. Then write the letter in the chart.
6. Cloze sentences – Students read the sentence and fill in the word that makes sense.
7. Pocket Chart Activity – Students place the word cards in a pocket chart then add the b or d to complete the word. A recording sheet is provided for after the activity.


**Bb**

bat before  
the ball




D d

donut on a  
stick





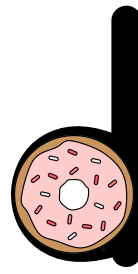
bat  
before  
the ball



doughnut  
on a stick




bat  
before  
the ball



doughnut  
on a stick



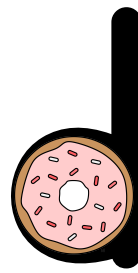
bat  
before  
the ball



doughnut  
on a stick



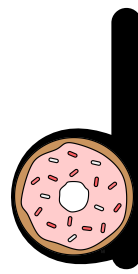
bat  
before  
the ball



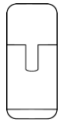
doughnut  
on a stick



bat  
before  
the ball



doughnut  
on a stick



# Highlight the Letter

Bb

Name: \_\_\_\_\_

d

b

**d**

b

d

b

**b**

b

b

b

d

d

d

d

b

b

d

b

**b**

d

b

**b**

d

b

b

b

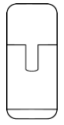
d

d

b

d

**d**



# Highlight the Letter

Dd

Name: \_\_\_\_\_

d

b

**d**

b

d

b

**b**

b

b

b

d

d

d

d

b

b

d

b

**b**

d

b

**b**

d

b

b

b

d

d

b

d

**d**

Name: \_\_\_\_\_

Sort by Bb or Dd

Bb

Dd



|   |   |   |   |   |   |   |   |
|---|---|---|---|---|---|---|---|
| b | b | d | b | d | d | d | ϕ |
| d | b | b | d | d | b | ϕ | b |

---

|   |   |   |   |   |   |   |   |
|---|---|---|---|---|---|---|---|
| b | b | d | b | d | d | d | ϕ |
| d | b | b | d | d | b | ϕ | b |

---

|   |   |   |   |   |   |   |   |
|---|---|---|---|---|---|---|---|
| b | b | d | b | d | d | d | ϕ |
| d | b | b | d | d | b | ϕ | b |

|     |      |      |     |      |       |
|-----|------|------|-----|------|-------|
| bat | barn | dip  | dot | big  | do    |
| dig | dad  | ball | bet | dill | brown |

---

|     |      |      |     |      |       |
|-----|------|------|-----|------|-------|
| bat | barn | dip  | dot | big  | do    |
| dig | dad  | ball | bet | dill | brown |

---

|     |      |      |     |      |       |
|-----|------|------|-----|------|-------|
| bat | barn | dip  | dot | big  | do    |
| dig | dad  | ball | bet | dill | brown |

Circle the Letter

Name: \_\_\_\_\_

|   |   |   |   |   |   |   |   |   |   |   |
|---|---|---|---|---|---|---|---|---|---|---|
| b | b | b | d | b | d | d | b | d | d | b |
| d | d | b | d | d | b | d | b | b | b | d |
| d | b | b | d | b | b | d | d | d | b | d |
| b | b | b | d | b | b | b | d | b | d | d |
| b | d | b | b | d | d | b | d | b | b | b |
| d | d | d | d | b | d | b | b | d | b | b |

# Follow the B!



Name: \_\_\_\_\_

Start

|   |   |   |   |   |   |   |       |
|---|---|---|---|---|---|---|-------|
| b | b | b | d | b | d | d | d     |
| d | d | b | d | d | b | b | b     |
| b | d | b | b | b | b | d | b     |
| d | d | d | d | d | d | d | b     |
| b | b | b | b | d | b | b | b     |
| b | d | d | b | b | b | d | d     |
| b | b | d | d | d | d | b | ☆ b ☆ |
| d | b | b | b | b | b | b | d     |

Finish

# Follow the D!



Name: \_\_\_\_\_

Start


|   |   |   |   |   |   |   |            |
|---|---|---|---|---|---|---|------------|
| d | b | b | d | d | d | d | b          |
| d | b | d | d | b | b | d | b          |
| d | d | d | b | b | d | d | b          |
| b | b | b | b | d | d | b | d          |
| b | d | d | d | d | b | b | b          |
| d | d | b | b | b | d | d | ★<br>★ d ★ |
| d | b | b | d | d | d | b | b          |
| d | d | d | d | b | b | b | d          |

Finish

# Spin for b or d

Name: \_\_\_\_\_

Spin and write the letter.



|    |
|----|
|    |
|    |
|    |
|    |
|    |
|    |
|    |
|    |
|    |
|    |
|    |
| Bb |

|    |
|----|
|    |
|    |
|    |
|    |
|    |
|    |
|    |
|    |
|    |
|    |
|    |
| Dd |

Name: \_\_\_\_\_

Date: \_\_\_\_\_

Directions: Write the word that best fits the sentence.

1. Our \_\_\_\_\_ had to take a nap.  
dad                      bad

2. My \_\_\_\_\_ sis has a cat.  
dig                      big

3. The jam goes in the \_\_\_\_\_.  
dox                      box

4. We took the \_\_\_\_\_ to the vet.  
bus                      dus

5. He \_\_\_\_\_ the pup.  
feb                      fed


6. Do not \_\_\_\_\_ the bank.  
rod                      rob

7. I have a \_\_\_\_\_ for my hotdog.  
bun                      dun

8. She \_\_\_\_\_ to look for the mop.  
hab                      had

9. He put the \_\_\_\_\_ hat on top.  
red                      reb

10. The dog ran into the brown \_\_\_\_\_.  
mud                      mub




\_\_\_\_\_ utterfly



b

\_\_\_\_\_ at



b


\_\_\_\_\_ all



b



\_\_\_\_\_og




d

\_\_\_\_\_esk



d

\_\_\_\_\_olphin



d

ear




b

ird




b

oy




b

\_\_\_\_\_inosaur




d

\_\_\_\_\_uck



d

\_\_\_\_\_ice




d

alloons



b

ug



b

ucket




b

\_\_\_\_\_rum



d

\_\_\_\_\_ig



d

\_\_\_\_\_entist



d

Name: \_\_\_\_\_

Directions: Write the words you made.

# Write the Words

Bb Words

---

---

---

---

---

---

---

---

---

---

---

Dd Words

---

---

---

---

---

---

---

---

---

---

---



# Credits Page



Made by Angelia Grimes-Graeme ©2015. Duplication limited to single classroom use only.






Graphics By:


MyCuteGraphics



KariBolt  
children's illustrator



Fonts By: Pam Hyer ([Miss Pam & Miss Pam Skinny](#))



Thanks for using my products!

Please visit my blog at

<http://extraspecialteaching.blogspot.com>.

